

## IAS 2017 Scholarship Statistics

For IAS 2017, over 2'500 applications were received from 142 countries, from all areas of the HIV field. The applications were thoroughly screened by an independent reviewing committee by taking into consideration all necessary requirements.

A total of 105 recipients were awarded a full or partial scholarship. They have been selected based on recommendations and criteria formulated by the Conference Advisory Committee (CAC).

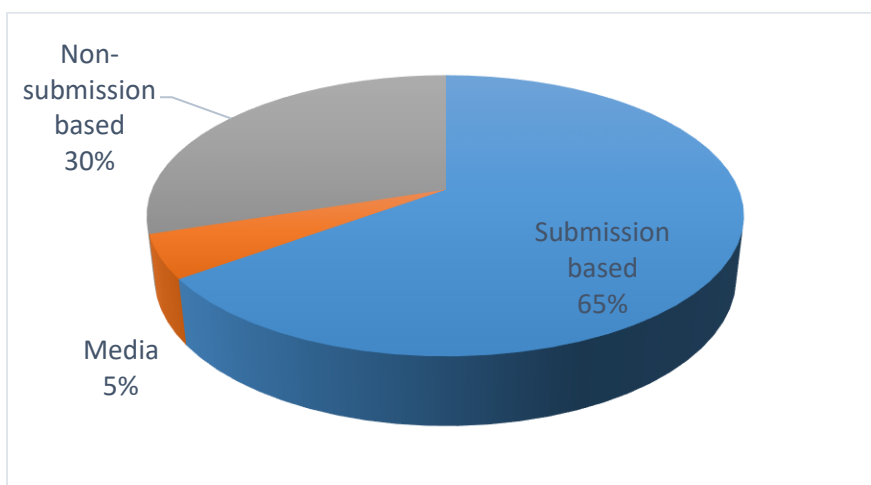
The majority of scholarships were offered to delegates who would directly contribute to the conference programme through an abstract (see figure 1). Additionally, six media representatives were fully funded to attend both the conference and a pre-conference field trip. In addition to these groups, priority was given to healthcare workers, junior investigators and community representatives (see figure 2).

We would like to extend special thanks to the members of the different committees who helped shape the IAS 2017 scholarship programme.

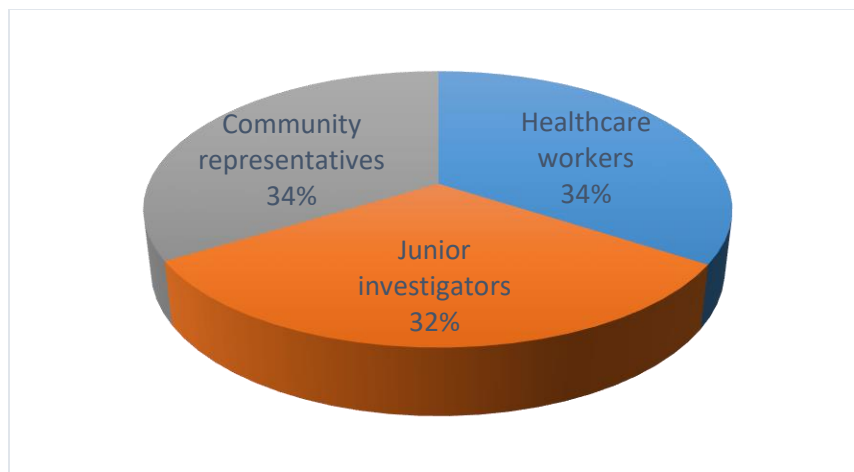
Funding for the IAS 2017 Scholarship Programme was kindly provided by the National Institutes of Health (NIH), the Dutch government, the World Health Organization (WHO) and Unitaid.

The following is a breakdown of how the scholarship budget was allocated:

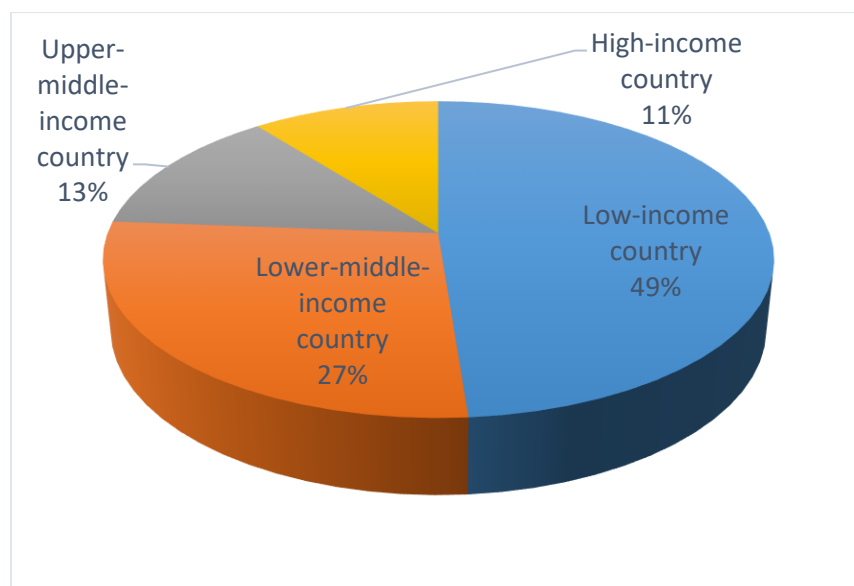
**Figure 1. Scholarship budget allocation by scholarship type**



**Figure 2. Non-submission based scholarship budget allocation by category**

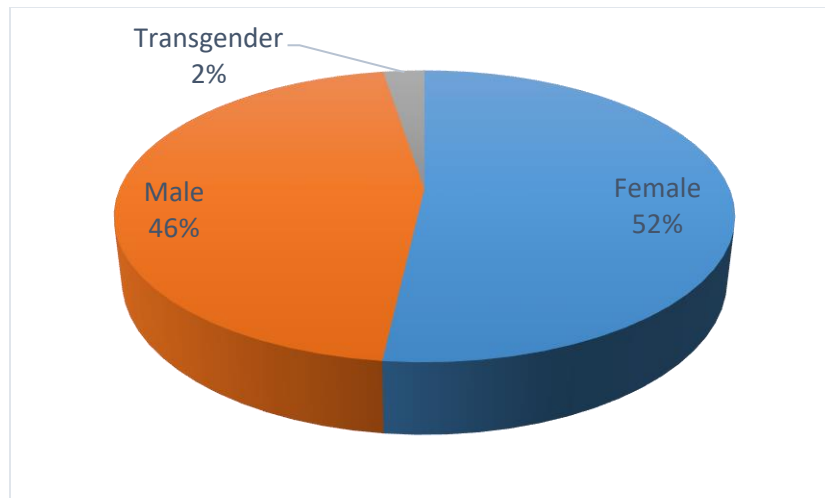


**Figure 3. Non-submission based scholarship budget allocation by country income-level<sup>1</sup>**



<sup>1</sup> This does not include submission-based and media scholarships.

**Figure 4. Non-submission based scholarship budget allocation by gender**



**Figure 5. Non-submission based scholarship budget allocation by age**

